

# Respireo SOFT Nasal



Enjoy every moment



**The success key helping you to support patient acceptance in their treatment.**

The Respireo SOFT series will make your life and those of your patients simpler through a unique and optimal user experience.

### **Performant**

- Few references for optimizing the inventory management as well as the preparation of the patient visits
- Quick set-ups and fitting to help you to get the right fit since the first time

### **Comfortable**

- Cushion with SOFT technology fitting the contours of the nose to reduce pressure on the nasal bridge, which is a highly sensitive area
- The hooks position close to the face to enhance stability and air tightness with gentle settings of the headgear
- Open field vision for better independence

### **Easy to use**

- Easy to install, adjust and clean.
- Preservation of the headgear's settings (pull the headgear off through the notches on the forehead support and the hooks on the lateral arms)



### The Univeo headgear

is designed to self-locate high on the head in order to distribute the support and offer a greater stability

### Light and durable frame

Limit disturbances to the seal during the night to obtain airtightness while ensuring a clear line of sight.

### Respireo SOFT cushion

naturally fits the nasal bridge for a high level of comfort and seal night after night

### Ergonomic hooks

Making easy for patients to remove the mask and lock it in the same fit

### Flexible lateral arms

Auto-adjust to facial width for a perfect stability without requiring any tension of the headgear



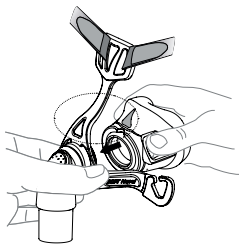
### Diffused and quiet venting

directs air away from the patient and his bed partner

### 360° rotating elbow

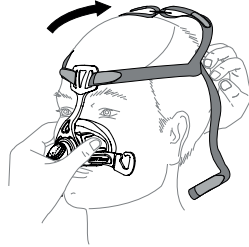
With a quick release swivel for freedom of movements

## Fitting guide

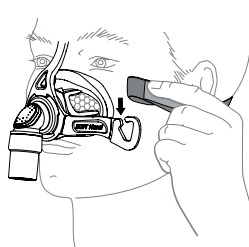


**1** Align the two triangles and clip the cushion on the frame.

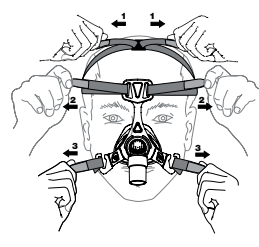
Tips: The two lines under the cushion and frame should also be lined up.



**2** Position the mask on the face (upper part of the cushion at 2/3 of the nose) while pulling the headgear over the head

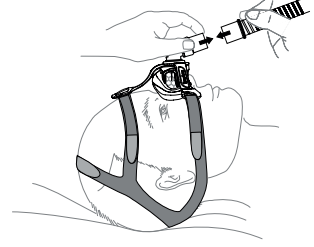


**3** Loop the lower straps of the headgear into the hooks



**4** Adjust the settings of the headgear from top to down (1, 2 then 3).

Tips: Ensure to not tight too much the headgear



**5** Make final adjustment while lying down. Softly rise the cushion until it naturally sits on the bridge of the nose. If needed, gently release/tighten the headgear settings.

Note: For complete user instructions refer to the User Manual of the device. Find also the fitting guide directly on YouTube to know how to install, adjust and clean your Respireo SOFT Nasal.

Codes	Designation	Size
KM227500	Respireo SOFT Nasal (manufacturer reference 472360*)	M
KM227600	Respireo SOFT Nasal (manufacturer reference 472361*)	L
KM227700	Univeo headgear (manufacturer reference 472471**)	
KM227800	Respireo SOFT Nasal Cushion (manufacturer reference 472470)	M
KM228700	Respireo SOFT Nasal Cushion (manufacturer reference 472473)	L

Respireo SOFT  
Nasal

Please read the user manual.  
(\*) Medical device class IIa CE 0051. (\*\*) Medical device class I CE  
manufactured by Air Liquide Medical Systems S.r.l.  
Distributed by Air Liquide Medical Systems SA.

AIR LIQUIDE  
Healthcare